

Certificate ID: 52283

Received: 4/8/19

Scan QR Code for authenticity




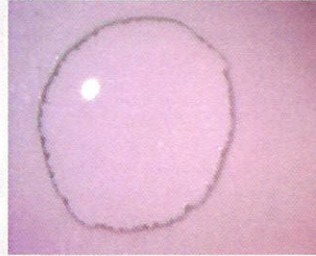
pür health_{rx}™

Client Sample ID: GOLD7 Pet 0.5oz bottle

Lot Number: 19093

Matrix: Tincture - Hemp Oil

| | | |
|---|-----------------------------------|--------------------|
| Authorization: Jon Podgorni, Lab Manager | Signature: <i>Jon Podgorni</i> | Date: 4/17/2019 |
|---|-----------------------------------|--------------------|



The data contained within this report was collected in accordance with the requirements of ISO/IEC17025:2005. I attest that the information contained within the report has been reviewed for accuracy and checked against the quality control requirements for each method. These results relate only to the test article listed in this report. Reports may not be reproduced except in their entirety.

CN: Cannabinoid Profile & Potency [WI-10-17 & WI-10-17-01]

Analyst: JSG

Test Date: 4/12/2019

The client sample was analyzed for plant-based cannabinoids by Liquid Chromatography (LC). The collected data was compared to data collected for certified reference standards at known concentrations.

52283-CN

| ID | Weight % | Concentration | |
|---------|-----------|---------------|----------------------------|
| D9-THC | ND | ND | |
| THCV | 0.01 wt % | 0.10 mg/mL | |
| CBD | 0.15 wt % | 1.44 mg/mL | |
| CBDV | 0.01 wt % | 0.11 mg/mL | |
| CBG | ND | ND | |
| CBC | ND | ND | |
| CBN | ND | ND | |
| THCA | ND | ND | |
| CBDA | ND | ND | |
| CBGA | ND | ND | |
| D8-THC | ND | ND | |
| exo-THC | ND | ND | |
| Total | 0.17 wt% | 1.65 mg/mL | 0% Cannabinoids (wt%) 0.1% |
| Max THC | - | - | |
| Max CBD | 0.15 wt% | 1.44 mg/mL | |

Max THC (and Max CBD) are calculated values for total cannabinoids after heating, assuming complete decarboxylation of the acid to the neutral form. It is calculated based on the weight loss of the acid group during decarboxylation: Max THC = (0.877 x THCA) + THC. This calculation does not include other cannabinoid isomers (eg. D8-THC and exo-THC). ND = None detected above the limits of detection (LLD)



ARL
Analytical Resource Laboratory

47-2854223
520 South 850 East, Suite B3
Lehi, UT 84043
801-947-7722
www.analyticalresource.com
info@yourqualitylab.com

Certificate of Analysis

Client Information

PurHealth RX
12248 S Lone Peak Parkway, Suite 108
Draper, UT
84020
801.903.7789

Sample Information


ARL ID: 280387
Date Received: 4/4/2019
Description: GOLD7 Pet 0.5 Ounce Bottle
Lot#: 19093

| Analysis | Method | MDL | Specification | Results | UOM |
|------------------------------------|-------------|--------|---------------|---------------|-----------|
| Complete Micro Profile Pseudomonas | USP, AOAC | | | | |
| Total Plate Count | USP <2021> | 10 | Record Only | None Detected | cfu's/g |
| Coliforms | AOAC 991.14 | 10 | Record Only | None Detected | cfu's/g |
| E. coli | USP <2022> | Absent | Record Only | Absent | cfu's/10g |
| Staphylococcus aureus | USP <2022> | Absent | Record Only | Absent | cfu's/10g |
| Salmonella | USP <2022> | Absent | Record Only | Absent | cfu's/10g |
| Pseudomonas aeruginosa | USP <62> | Absent | Record Only | Absent | cfu's/g |
| Yeast | USP <2021> | 10 | Record Only | None Detected | cfu's/g |
| Mold | USP <2021> | 10 | Record Only | None Detected | cfu's/g |
| pH | ARL 2.12 | 0.1 | Record Only | 3.9 | |

Form# arlcoa031201a

Printed on: Apr 9, 2019 12:41 PM

experience • professionalism • value

Released by: 
Jacob Teller
Apr 9, 2019
Page 1

HM: Heavy Metal Analysis [WI-10-13]

Analyst: JFD

Test Date: 3/29/2018

This test method was performed in accordance with the requirements of ISO/IEC 17025. These results relate only to the test article listed in this report. Reports may not be reproduced except in their entirety.

25691-HM

| Symbol | Metal | Conc. ¹ | Units | MDL | Use Limits ² | | Units | Status |
|--------|---------|--------------------|-------|-----|-------------------------|-----------|-------|--------|
| | | | | | All | Ingestion | | |
| As | Arsenic | ND | µg/kg | 4 | 200 | 1500 | µg/kg | PASS |
| Cd | Cadmium | 3 | µg/kg | 1 | 200 | 500 | µg/kg | PASS |
| Hg | Mercury | 3 | µg/kg | 2 | 100 | 1500 | µg/kg | PASS |
| Pb | Lead | 37 | µg/kg | 2 | 500 | 1000 | µg/kg | PASS |

1) ND = None detected to Lowest Limits of Detection (LLD)

2) MA Dept. of Public Health: Protocol for MMJ and MIPS, Exhibit 4(a) for all products.

3) USP exposure limits based on daily oral dosing of 1g of concentrate for a 110 lb person.

MB1: Microbiological Contaminants [WI-10-09]

Analyst: Alyson

Test Date: 3/29/2018

This test method was performed in accordance with the requirements of ISO/IEC 17025. These results relate only to the test article listed in this report. Reports may not be reproduced except in their entirety.

25691-MB1

| Symbol | Analysis | Results | Units | Limits* | Status |
|--------|---|---------|-------|--------------|--------|
| AC | Total Aerobic Bacterial Count | <100 | CFU/g | 10,000 CFU/g | PASS |
| CC | Total Coliform Bacterial Count | <100 | CFU/g | 100 CFU/g | PASS |
| EB | Total Bile Tolerant Gram Negative Count | <100 | CFU/g | 100 CFU/g | PASS |
| YM | Total Yeast & Mold | <100 | CFU/g | 1,000 CFU/g | PASS |

Note: All recorded Microbiological tests are within the established limits.

MB2: Pathogenic Bacterial Contaminants [WI-10-10]

Analyst: matt

Test Date: 3/29/2018

This test method was performed in accordance with the requirements of ISO/IEC 17025. These results relate only to the test article listed in this report. Reports may not be reproduced except in their entirety.

25691-MB2

| Test ID | Analysis | Results | Units | Limits* | Status |
|------------|----------------|----------|-------|--------------|--------|
| 25691-ECPT | E. coli (O157) | Negative | NA | Non Detected | PASS |
| 25691-SPT | Salmonella | Negative | NA | Non Detected | PASS |

Note: All recorded pathogenic bacteria tests passed.

*PST: Pesticide Analysis [WI-10-11]**Analyst: KSB**Test Date: 3/29/2018*

The client sample was analyzed for pesticides using Liquid Chromatography with Mass Spectrometric detection (LC/MS/MS). The method used for sample prep was based on the European method for pesticide analysis (EN 15662).

25691-PST

| Analyte | CAS | Result | Units | LLD | Limits (ppb) | Status |
|--------------------|-------------|--------|-------|-----|--------------|--------|
| Abamectin | 71751-41-2 | ND | ppb | 0.2 | 10 | PASS |
| Azoxystrobin | 131860-33-8 | ND | ppb | 0.1 | 10 | PASS |
| Bifenazate | 149877-41-8 | ND | ppb | 0.1 | 10 | PASS |
| Bifenthrin | 82657-04-3 | ND | ppb | 0.2 | 10 | PASS |
| Cyfluthrin | 68359-37-5 | ND | ppb | 0.5 | 10 | * |
| Daminozide | 1596-84-5 | ND | ppb | 10 | 10 | PASS |
| Dichlorvos | 62-73-7 | ND | ppb | 3 | 10 | * |
| Etoxazole | 153233-91-1 | ND | ppb | 0.1 | 10 | PASS |
| Fenoxycarb | 72490-01-8 | ND | ppb | 0.1 | 10 | PASS |
| Imazalil | 35554-44-0 | ND | ppb | 0.1 | 10 | PASS |
| Imidacloprid | 138261-41-3 | ND | ppb | 0.1 | 10 | PASS |
| Myclobutanil | 88671-89-0 | ND | ppb | 0.1 | 10 | PASS |
| Paclobutrazol | 76738-62-0 | ND | ppb | 0.1 | 10 | PASS |
| Piperonyl butoxide | 51-03-6 | ND | ppb | 0.1 | 10 | PASS |
| Pyrethrin | 8003-34-7 | ND | ppb | 0.1 | 10 | PASS |
| Spinosad | 168316-95-8 | ND | ppb | 0.1 | 10 | PASS |
| Spiromesifen | 283594-90-1 | ND | ppb | 0.1 | 10 | PASS |
| Spirotetramat | 203313-25-1 | ND | ppb | 0.1 | 10 | PASS |
| Trifloxystrobin | 141517-21-7 | ND | ppb | 0.1 | 10 | PASS |

* Testing limits established by the Massachusetts Department of Public Health, Protocol for Sampling and Analysis of Finished Medical Marijuana Products and Marijuana-Infused Products for Massachusetts Registered Medical Marijuana Dispensaries, Exhibit 5. ND indicates "none detected" above the lower limit of detection (LLD). Analytes marked with (*) indicate analytes for which no recovery was observed for a pre-spiked matrix sample.

VC: Analysis of Volatile Organic Compounds [WL-10-07]

Analyst: CJH

Test Date: 3/29/2018

The client sample was analyzed by Head-Space Gas Chromatography (HS-GC). The collected data was compared to data collected for certified reference standards at known concentrations.

25691-VC

| Compound | CAS | Amount ¹ | Limit ² | Status |
|--------------------|----------|---------------------|--------------------|--------|
| Propane | 74-98-6 | ND | N/A | - |
| Butane | 106-97-8 | ND | 5,000 ppm | PASS |
| Methanol | 67-56-1 | ND | 3,000 ppm | PASS |
| Ethanol | 64-17-5 | ND | 5,000 ppm | PASS |
| 2,2-dimethylbutane | | ND | N/A | - |
| Acetone | 67-64-1 | ND | 5,000 ppm | PASS |
| Isopropanol | 67-63-0 | ND | 5,000 ppm | PASS |
| 2,3-dimethylbutane | 79-29-8 | ND | N/A | - |
| 3-methylpentane | 96-14-0 | ND | N/A | - |
| Hexane | 110-54-3 | ND | 290 ppm | PASS |
| 1-propanol | 71-23-8 | ND | 5,000 ppm | PASS |
| Toluene | 108-88-3 | ND | 890 ppm | PASS |

1) ND = None detected above 5 ppm.

2) In ppm, based on USP recommended limits for residual solvents, adopted by the Massachusetts Department of Public Health on 3/31/16. Butane/Propane limits are based on limits established for state of Colorado.

END OF REPORT